

CLEAR ANSWER



GENERAL DATA

Applications

Submersible pumps to circulate water in garden ponds, create water falls and play water features. Designed to work in both horizontal and vertical installations

Suitable to pump clear water containing particles with maximum diameter up to 1/3".

- * Circulating water in Garden ponds
- * Water falls
- * Fountains
- * Water features

Constructional features of the pump

Technopolymer pump body.

Technopolymer impeller.

Technopolymer suction grid pump base.

Constructional features of the motor

Induction motor, closed and cooled with liquid being pumped

Wear resistant shaft with triple lip seals to ensure a long life.

Built-in thermic overload protection

Capacitor permanently in circuit.

Manufactured according to UL 778 -2010 & CSA 108-1

Motor protection: NEMA6P

Insulation class: F

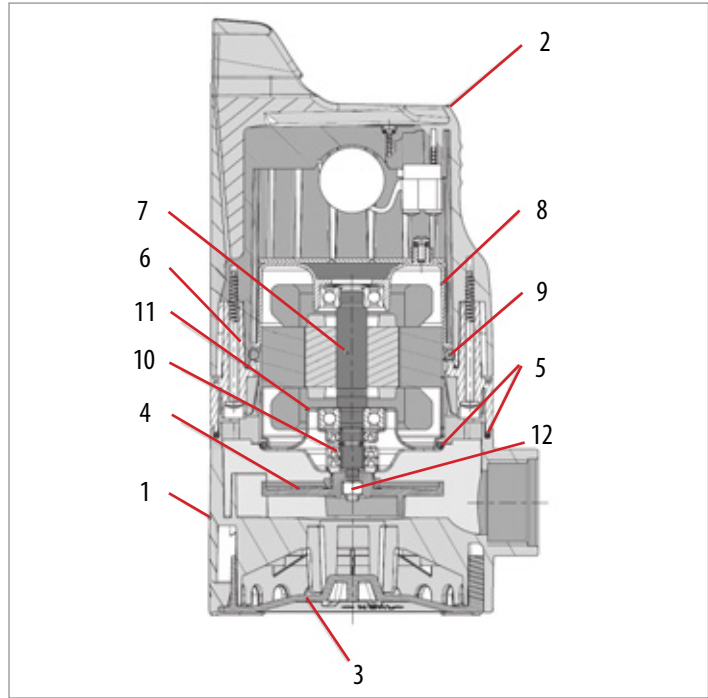
Cable Length: 16ft

Standard voltage: 115v 60Hz

TECHNICAL DATA

MATERIALS

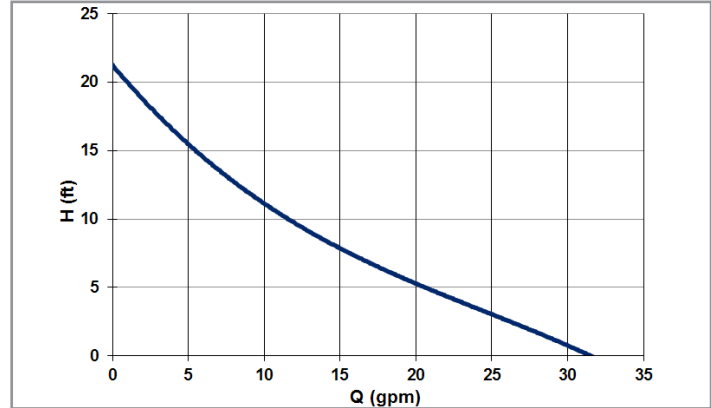
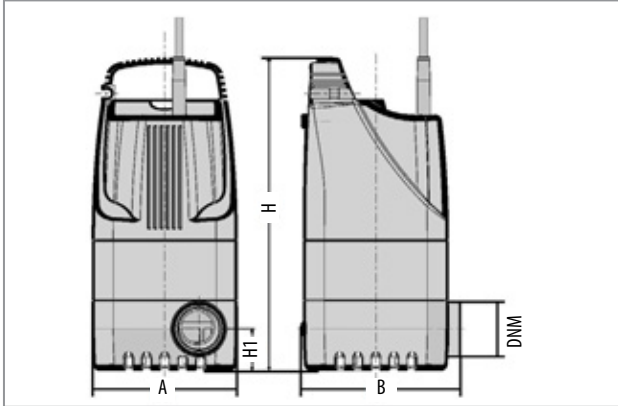
N°	PARTS*	MATERIALS
1	PUMP BODY	PP 30% GF NAT GRADE 6
2	TOP BODY	PP 30% GF NAT GRADE 5
3	PUMP BASE	PP 30% GF NAT GRADE 6
4	IMPELLER	NORYL
5	'O' RING	NBR 70
6	SPACER BODY	PP 30% GF NAT GRADE 6
7	ROTOR SHAFT	AISI 416 STAINLESS STEEL QUENCHED
8	UPPER MOTOR CASING	CAST ALUMINUM
9	'O' RING	NBR 70
10	TRIPLE LIP SEAL	NBR 70
11	LOWER MOTOR CASING	CAST ALUMINUM
12	LOCK NUT	STAINLESS STEEL 316



* In contact with liquid

Operating Range:	From 5 to 70 gpm with a head up to 34ft (14 psi)
Liquid quality requirements:	clean, free from solids or abrasive substances, non viscous, non aggressive, non crystallized, chemically neutral, close to the characteristics of water
Liquid temperature Range:	From 32°F to 95°F
Maximum solids	1/2"
Maximum ambient temp.	104°F
Maximum submersion	16 ft
Installation:	fixed or portable in a vertical or horizontal position
Special version on request	other voltages and/or frequencies

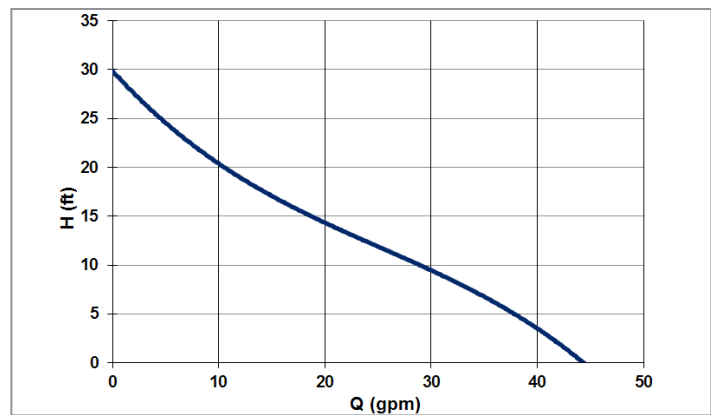
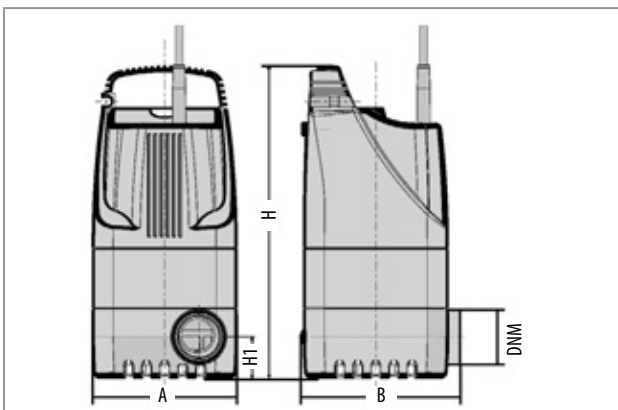
CLEAR ANSWER 1



MODEL	A	B	H	H1	DNM	Weight
CLEAR ANSWER 1	5 1/2	6	10 1/2	1 1/2	1 1/4" NPT	9.8 lbs

MODEL	ELECTRICAL DATA				HYDRAULIC DATA		
	Voltage 60Hz	P1 Watt Hp		In A	MAX Flow	Max Head	Max Pressure
CLEAR ANSWER 1	115v	260	1/3	2.4	31 gpm	21 ft	9 psi

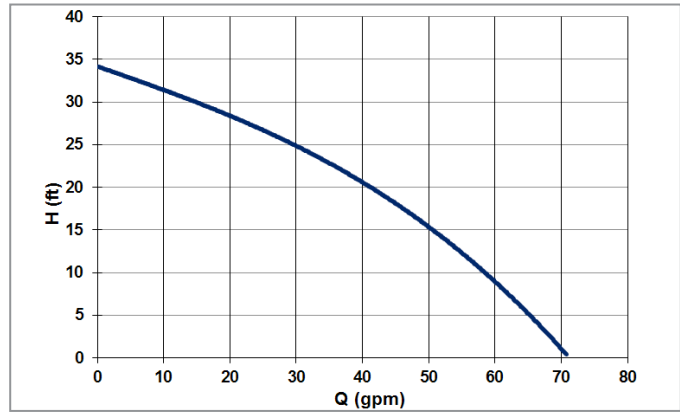
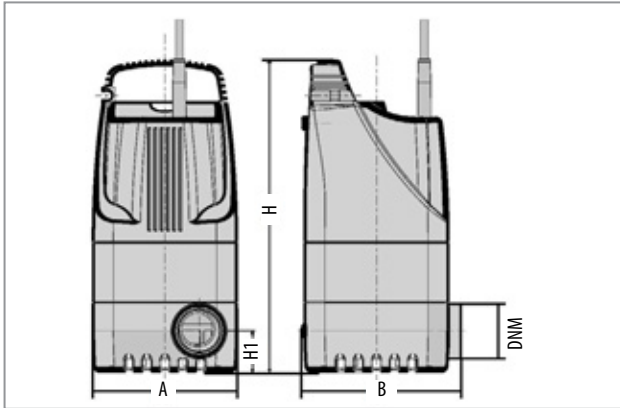
CLEAR ANSWER 2



MODEL	A	B	H	H1	DNM	Weight
CLEAR ANSWER 2	5 1/2	6	10 1/2	1 1/2	1 1/4" NPT	10.4 lbs

MODEL	ELECTRICAL DATA				HYDRAULIC DATA		
	Voltage 60Hz	P1 Watt Hp		In A	MAX Flow	Max Head	Max Pressure
CLEAR ANSWER 2	115v	370	1/3	3.4	44 gpm	29 ft	12 psi

CLEAR ANSWER 3



MODEL	A	B	H	H1	DNM	Weight
CLEAR ANSWER 3	5 1/2	6	10 1/2	1 1/2	1 1/4" NPT	13.2 lbs

MODEL	ELECTRICAL DATA				HYDRAULIC DATA		
	Voltage 60Hz	P1		In A	MAX Flow	Max Head	Max Pressure
		kW	Hp				
CLEAR ANSWER 3	115v	820	1/2	7.6	70 gpm	34 ft	14 psi